



The Akua™ Carborundum Gel for platemaking is used to create collagraph printmaking plates. This ready-to-use platemaking gel offers a reliable medium that delivers fine, sharp detail and a uniquely textured surface that yields rich, velvety areas of color.

What is Carborundum Print/Platemaking?

Carborundum printmaking is a collagraph process in which the image is created directly on the plate by applying an abrasive grit (Carborundum) mixed with an acrylic medium or glue. Once dried, it forms areas of texture or line which is then inked intaglio, relief or both. The plate is printed with an etching press in the same manner as other printmaking plates.

Since the carborundum mixture is built up on the plate, the paper embosses when going through the press creating a rich, dense surface. The plates can be printed many times.

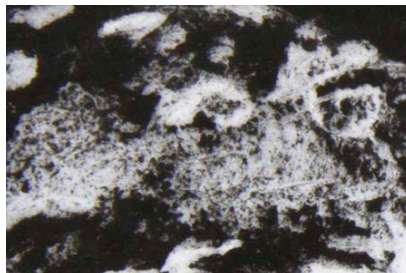
Printmakers have been experimenting with methods for making carborundum prints for decades. Akua™ Carborundum Gel improves results by offering a formulation that is consistent and reliable. Carborundum Gel is performance-tested, so printmakers can rely on the consistency of this platemaking medium from start to finish. As a result, prints will be strong and vivid, each and every time.

There are numerous ways for using Akua™ Carborundum Gel for producing carborundum plates. Three approaches include; **Light Field; Dark Field; and Stencil Methods.**


LIGHT FIELD is an additive method where the image is created by applying the Carborundum Gel directly on the printmaking plate.



DARK FIELD is a subtractive method where Carborundum Gel is applied over the entire printmaking plate and the image is created by removing the medium with various tools.



STENCIL/SILKSCREEN plates are created by squeegeeing Akua™ Carborundum Gel through a hand/machine cut or any silkscreen stencil.



LIGHT FIELD

Akua™ Carborundum Gel can be brushed, rolled, squeegeed, etc. onto the plate, yielding a variety of unique marks and textures. Full strength, straight from the jar will yield rich, dense color. Slight modification with water can be used to achieve varied wash effects.



DARK FIELD

The plate is created by squeegeeing Akua™ Carborundum Gel through 110 silkscreen mesh onto the plate, covering the entire surface. After the Carborundum Gel is applied to the plate it will remain workable in a wet state for approximately 30 minutes. Tools such as cotton swabs, pieces of cardboard, etc. are used to remove the gel while wet to create the image on the plate. Thereafter, the plate is still workable for an unlimited time with the use of hard-edge wooden tools.



STENCIL/SILKSCREEN

Any type of stencil can be used. Simply squeegee the Carborundum Gel through the silkscreen mesh or stencil onto your plate.



The Akua™ Carborundum Gel plate offers lots of options for inking methods and techniques. Its unique, versatile surface can be printed intaglio, relief or a combination of the two. Additionally, artists have plenty of room to incorporate monotype, additional stenciling and other printmaking techniques to stretch their vision beyond the carborundum gel matrix.

TIPS FOR INTAGLIO PRINTING

- Plates may take 1-24 hours to completely dry for printing, depending upon application. A thoroughly dry plate will feel coarse, like sandpaper.
- Apply Akua Intaglio™ Ink with a heavily loaded Speedball® Soft Rubber Brayer to prevent degrading the surface of the plate.
- Press brayer firmly, forcing ink into the grooves.
- Intaglio wipe the surface of the plate with Akua™ Wiping Fabric. The soft texture of this fabric is ideal for wiping these plates.
- Print with an etching press on damp printmaking paper.



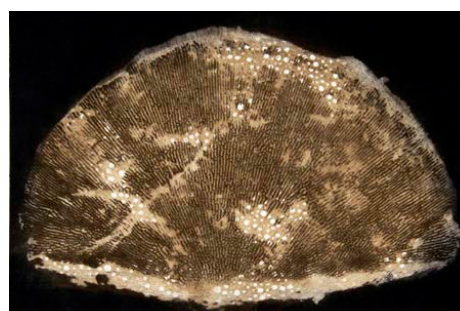
(detail) Intaglio, light field platemaking method, printed with Akua Intaglio™ Ink.



(detail) Intaglio, dark field platemaking method, printed with Akua Intaglio™ Ink.

CLEAN UP

- Lightly dampen a VERY soft rag, like micro fiber, with a small amount of soap and water
- Wipe clean with GENTLE pressure. Though durable for printing, Carborundum Gel plates have a delicate surface and should not be scrubbed.
- All surfaces can be cleaned with soap and water.



Intaglio and relief print, photo silkscreen platemaking method, printed with Akua™ Liquid Pigment and Akua Intaglio™ Ink, by Susan Rostow.